



exposed



River Red



Arctic Sun




Bengal



Pearl




Fire Fly



Midnight



Paper Blossom



Tuxedo




Scorpion




Winter Red




Penguin




Western Red




Cherry Blossom



Dragonfly



Lady Bug



Salt & Pepper



Spittfire



Silver Frost *contains Coloured



Black Night *contains Coloured



Crusader

Important information

PLEASE READ BEFORE YOU ORDER

PLAN AHEAD – Decorative Concrete uses speciality ingredients. Please notify us of your total job requirements and allow a minimum of two working days notice from the date the order is placed with Boral. Check weather forecasts in advance, it is vital to the quality of the concrete that it is not exposed to rain, hail, wind, debris or very hot or humid conditions during the placing/setting process.

USE A PROFESSIONAL – Use a Professional – Decorative concrete products require greater attention and or measures when placing and finishing beyond that of regular concrete. Please consult an experienced decorative concreter about the specific requirements of your project. Ask to see their portfolio of past projects.

DOUBLE CHECK – When your selected mix is delivered to site & before it is placed, we advise you confirm that the description and product are what you have ordered. Carefully read the information on the delivery docket. As a double measure, ask the delivery driver to wash off a sample for your inspection. Be sure to wear protective clothing and glasses when handling concrete.

PUMPING – Decorative Concrete products are available in “pump” mixes. These mixes contain less stone and more sand than the regular mixes pictured, please consider the effect this will have on your project prior to ordering the mix. May not suit all pump designs or applications.

NO ADDITIONAL WATER – Your concrete will be designed for a specific water ratio or “slump” as prescribed on the delivery docket. Adding water beyond the prescribed slump may make it easier to work with, however it will also cause a loss of strength and lead to cracking, bleeding and/or dusting issues. Addition of water will create colour variations to your finished product.

PROTECTION – Always use quality concrete sealing, finishing or exposing agents. Sealing your project will improve the appearance, protect against weathering and extend the life of your concrete.

CONCRETE BURNS – Cement based products such as concrete have corrosive properties that may be harmful to the skin or eyes. Please wear appropriate Personal Protective Equipment at all times when handling cement products.

ENVIRONMENT – Cement based products such as concrete can cause lasting damage to the surrounding environment if not properly controlled. Please ensure you or your Concreter contains all concrete material and properly disposes of the waste. Consult your local council for more information or advice.

NATURAL PRODUCTS CAN VARY – Boral Decorative Concrete contains aggregates and other materials that originate from natural quarry products therefore some variation in appearance and consistency may occur. We recommend making final colour selections from an actual sample. The illustrations and/or samples pictured are intended as a guide only and not an exact representation of the finished product. Material may contain traces of iron found in quarries which could stain the concrete.

Professional finishing options

ASK AN EXPERIENCED DECORATIVE CONCRETER

exposed

LIGHT EXPOSURE – Taking 1-2mm off the surface after placing reveals less stone. Great for footpaths or outdoor areas.

HEAVY EXPOSURE – Taking 3-5mm off the surface after placing reveals more stone for a more coarse surface. Great for driveways or areas requiring more grip. Please note that over exposure may cause stones to separate from the surface.

coloured

BROOM, COVING TROWEL, SPONGE and INPRINTS – Innovative and economical method to create various textures, lines, patterns, shapes and other effects into the concrete surface.

SAND BLASTING – Removing the top layer of concrete to create a rough, sandy look or exposed stones in sections and patterns. Please note that the coloured range does not include decorative aggregates.

SAW CUTS and GROOVES – Create tiled effects, lines and shapes using a saw or hand tool.

SURFACE SEEDING – Adding small amounts of stones, pebbles, rock salts, etc. into the surface by hand before the concrete sets. Rock salt dissolves when washed to create indents.

Now you can have the natural beauty of stone with the strength and natural glow of luminescent concrete.

ORDERING – We recommend making a final colour selection from actual concrete samples that are current at time of order. Particular projects may require the use of specific construction and placement techniques that may effect the final appearance of the product.

www.qcrete.com.au

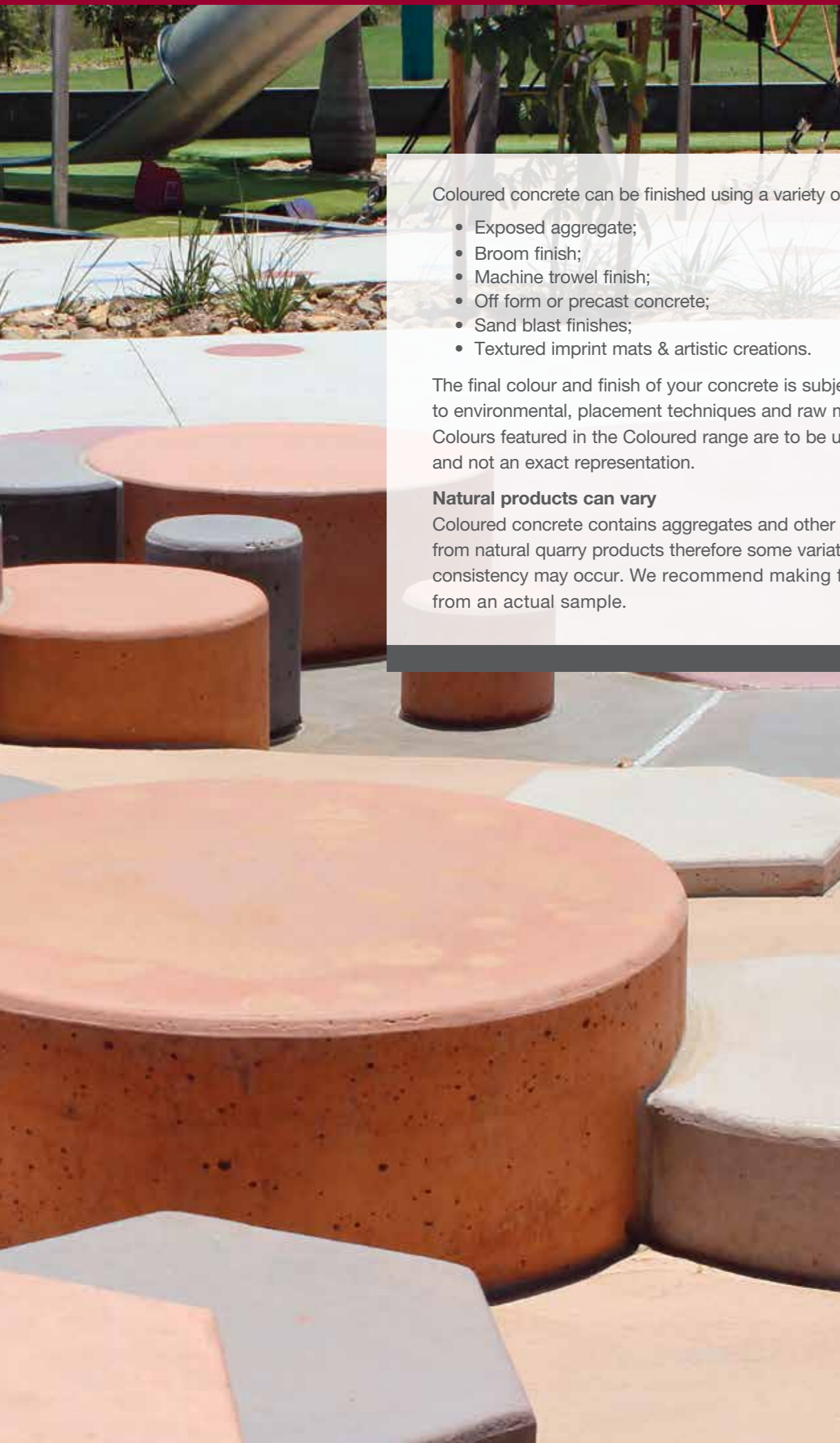
1300 QCRETE
727383

This Brochure and the products within are current as of 21/04/2015 for the Queensland Brisbane Metro Region. Q-crete reserves the right to alter, remove or replace these products without giving notice. Please contact Q-crete Concrete on 1300 727 383 for information on current products. BCC_13470_4/15

Q-crete
premix

DECORATIVE CONCRETE SELECTION GUIDE 2015

coloured exposed



Coloured concrete can be finished using a variety of conventional methods:

- Exposed aggregate;
- Broom finish;
- Machine trowel finish;
- Off form or precast concrete;
- Sand blast finishes;
- Textured imprint mats & artistic creations.

The final colour and finish of your concrete is subject to variation due to environmental, placement techniques and raw material changes. The Colours featured in the Coloured range are to be used as a guide only and not an exact representation.

Natural products can vary

Coloured concrete contains aggregates and other materials that originate from natural quarry products therefore some variation in appearance and consistency may occur. We recommend making final colour selections from an actual sample.

coloured



Coconut



Tungsten



Graphite



Indian Dark



Cafe



Straw



Latte




Iguana



Orange Cream



Hazelnut




Tuscan Clay



Grey Mist



Pistachio



Burnt Orange



Blue Steel



Mushroom



The Exposed range is created through a process resulting in the stone being exposed which highlights the natural elements. Exposed is ideal for use on outdoor areas, the more heavily exposed finish is perfect for driveways or areas requiring more grip.

To add extra dimension and individualise your project, select any of the colours from our Coloured range and add them to your favourite expose product.

Natural products can vary

Exposed concrete contains aggregates and other materials that originate from natural quarry products therefore some variation in appearance and consistency may occur. We recommend making final colour selections from an actual sample.